INTERNATIONAL BEARING SERVICES

ISB®

Cuscinetti di base a due giri di sfere, dentatura esterna

Double row ball bearing, external toothed



EB2 SERIES

EB2

SERIE STANDARD

STANDARD SERIES

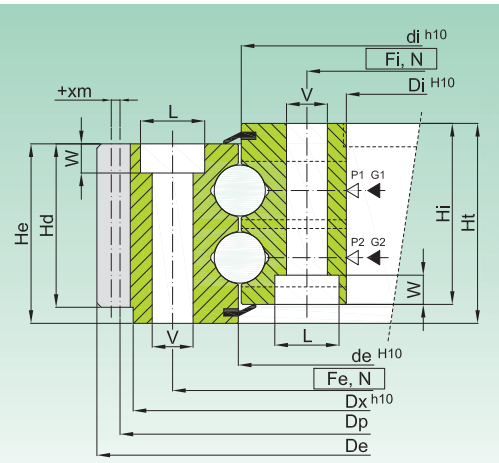



Codice *Code*	Curva *Curve*	Dimensioni *Dimensions*									Fori di fissaggio *Fixing Holes*						Dentatura *Gear data*						Peso *Weight*
		De	de	di	Di	Dx	He	Hi	Ht	Hd	Fe	Fi	N	V	L	W	m	Z	xm	Dp	fz norm	fz max	
		[mm]	[mm]	[mm]	[mm]	[mm]	[mm]	[mm]	[mm]	[mm]	[mm]	[-]		[mm]		[-]	[mm]	[-]	[mm]	[mm]	[kN]	[kN]	[kg]
EB2.22.0307.200-1SPPN	1	432	309	305	224	394	83	83	92	50	360	254	16	17	25	12	6	70	-	420	20,4	40,8	51
EB2.22.0383.200-1SPPN	2	504	385	381	300	466	83	83	92	75	436	330	16	17	25	12	8	61	-	488	40,8	81,6	64
EB2.25.0475.200-1SPPN	3	595	477	473	382	565	88	88	98	50	540	410	24	17	25	14	5	117	-	585	17,0	34,0	85
EB2.25.0575.401-1RPPN	4	712	577	573	470	670	88	88	98	75	640	508	24	17	25	9	8	87	-	696	40,8	81,6	123
EB2.20.0752.200-1SPPN	5	864	754	750	678	833	83	83	92	76	800	706	36	17	25	9	6	142	-	852	31,01	62,0	114
EB2.25.0821.400-1RPPN	6	979	823	819	718	935	92	92	102	86	893	753	36	21	31	15	10	94	+11	940	70,6	141,2	200
EB2.20.0968.200-1SPPN	7	1080	970	966	893	1042	83	83	92	76	1015	922	30	17	25	10	8	133	-	1064	41,3	82,6	148
EB2.25.1077.200-1SPPN	8	1200	1079	1075	976	1163	88	88	98	77	1135	1012	36	19	-	-	8	148	-	1184	41,9	83,6	210
EB2.28.1215.200-1SPPN	9	1380	1218	1212	1095	1330	98	98	108	90	1290	1135	48	23	34	16	10	136	-	1360	61,2	122,4	325

- Materiale: .400/401: = 42CrMo4 Q+T / .200 = C45 Q+T
- Gioco assiale e radiale riportati sul disegno tecnico
- *Material: .400/401: = 42CrMo4 Q+T / .200 = C45 Q+T*
- *Axial/radial clearances are on the technical drawing*

▷ *P1, P2 = tappo inserimento sfere / filling plug* ▶ G1, G2 = *n.2+2 ingrassatori / n.2+2 greasers*

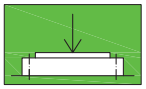

Diagramma di carico statico valido per sforzi compressivi
Static load charts valid for compressive loads

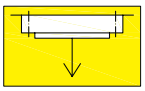

Carico sospeso: occorre verifica specifica della bulloneria
Suspended load: specific bolts calculation required

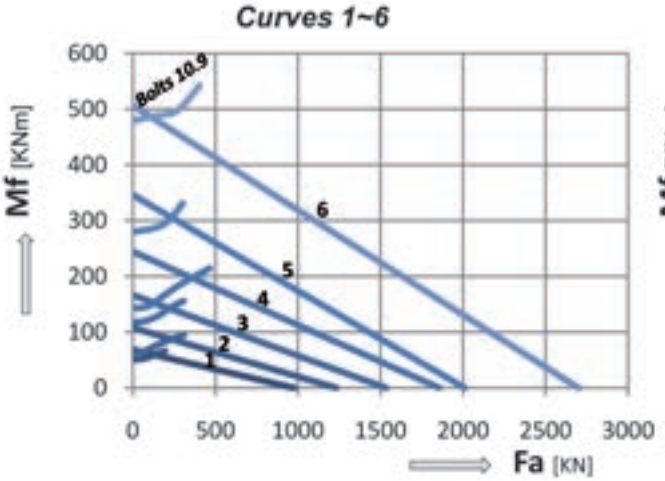

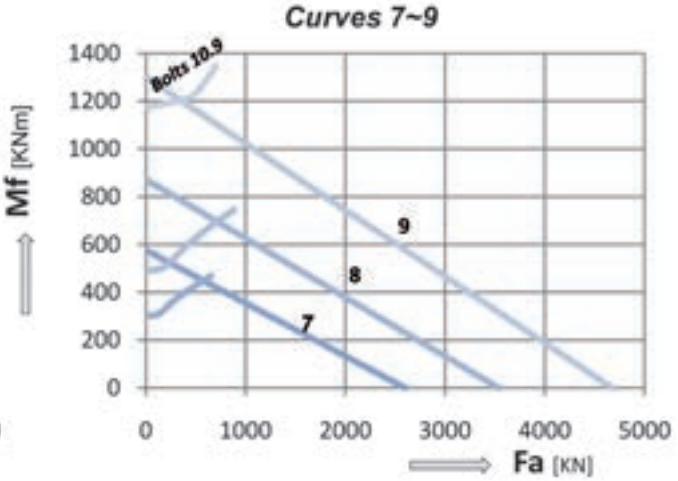

NOTA: controllare se carico radiale presente e consultare parte 2 del catalogo - *NOTE: check if radial load applied and consult part 2 of the catalogue*

EB2

SERIE STANDARD

STANDARD SERIES

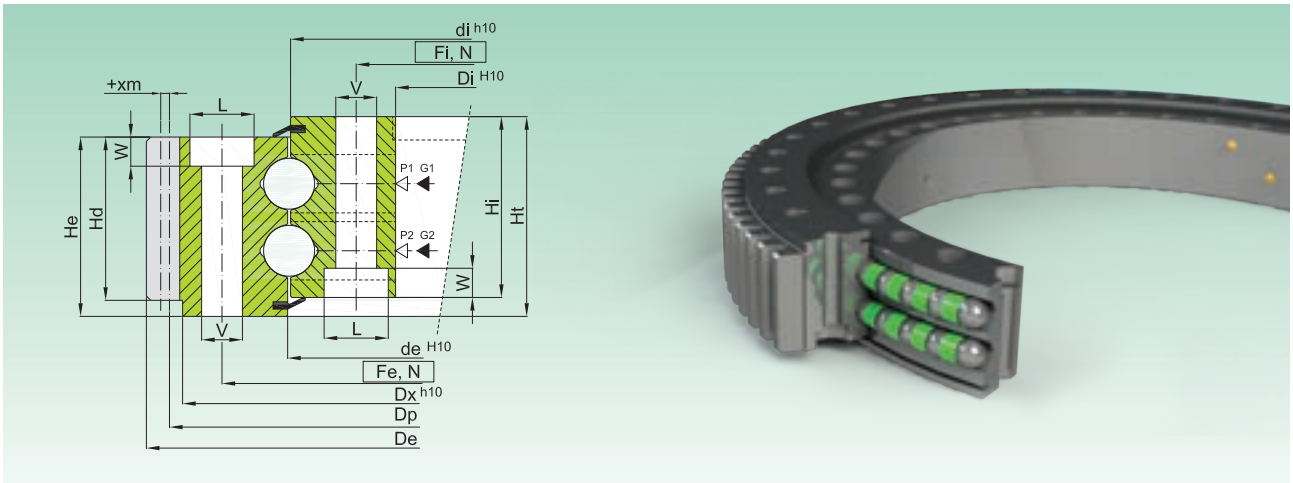

Codice *Code*	Curva *Curve*	Dimensioni *Dimensions*									Fori di fissaggio *Fixing Holes*						Dentatura *Gear data*						Peso *Weight*
		De	de	di	Di	Dx	He	Hi	Ht	Hd	Fe	Fi	N	V	L	W	m	Z	xm	Dp	fz norm	fz max	
		[mm]	[mm]	[mm]	[mm]	[mm]	[mm]	[mm]	[mm]	[mm]	[mm]	[-]		[mm]		[-]	[mm]	[-]	[mm]	[mm]	[kN]	[kN]	[kg]
EB2.22.0383.400-1SPPN	1	504	385	381	300	394	83	83	92	75	436	330	16	17	25	12	8	61	-	488	48,0	96,0	64
EB2.25.0475.400-1SPPN	2	614,4	477	473	378	565	88	88	98	80	540	410	24	19	28	14	8	74	+4	592	51,2	102,4	98
EB2.25.0575.400-1SPPN	3	695	577	573	470	670	83	83	92	58	640	508	30	17	25	13	5	136	+2,5	680	23,2	46,4	104
EB2.25.0980.400-1RPPN	4	1144	982	978	870	1096	96	96	110	88	1050	910	36	21	31	12	10	111	+8	1110	85,0	170,0	262
EB2.28.1117.400-1SPPN	5	1289	1120	1114	985	1240	98	98	108	83	1198	1035	40	21	31	18	10	125	+10,5	1250	80,2	160,4	332
EB2.28.1215.400-1SPPN	6	1380	1218	1212	1095	1330	98	98	108	90	1290	1135	36	23	34	16	10	136	-	1360	72,0	144,0	334
EB2.30.1249.400-1SPPN	7	1476	1252	1246	1085	1415	101	101	110	89	1350	1150	48	26	37	23	10	144	+8,6	1440	86,0	172,0	502

- Materiale: 42CrMo4 Q+T
- Gioco assiale e radiale riportati sul disegno tecnico
- Possibilità di dentatura temprata (-1RPPN)

- *Material : 42CrMo4 Q+T*
- *Axial/radial clearances are on the technical drawing*
- *Induction gear hardening available on request (-1RPPN)*

▷ *P1, P2 = tappo inserimento sfere / filling plug* ▶ G1, G2 = *n.2+2 ingrassatori / n.2+2 greasers*

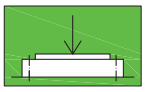

Diagramma di carico statico valido per sforzi compressivi
Static load charts valid for compressive loads

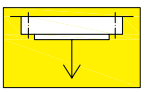

Carico sospeso: occorre verifica specifica della bulloneria
Suspended load: specific bolts calculation required

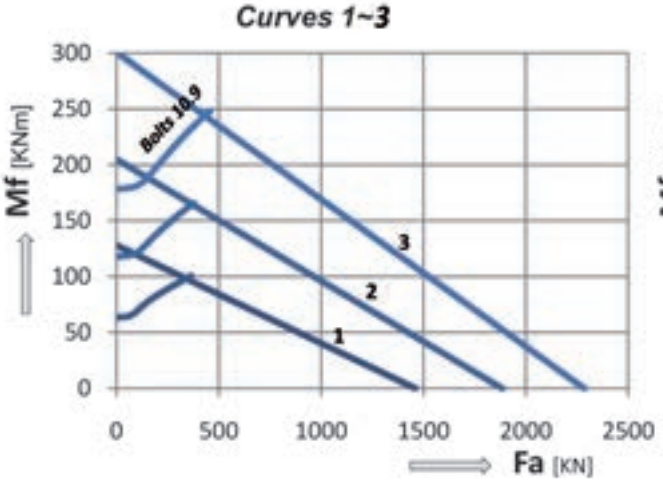

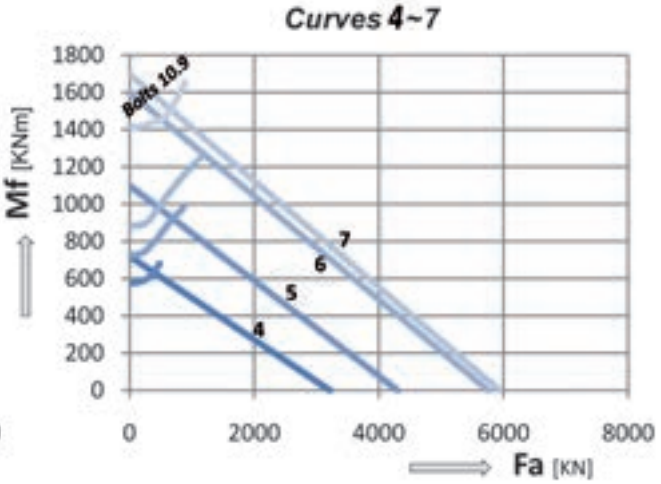

NOTA: controllare se carico radiale presente e consultare parte 2 del catalogo - *NOTE: check if radial load applied and consult part 2 of the catalogue*

EB2

SERIE STANDARD

STANDARD SERIES

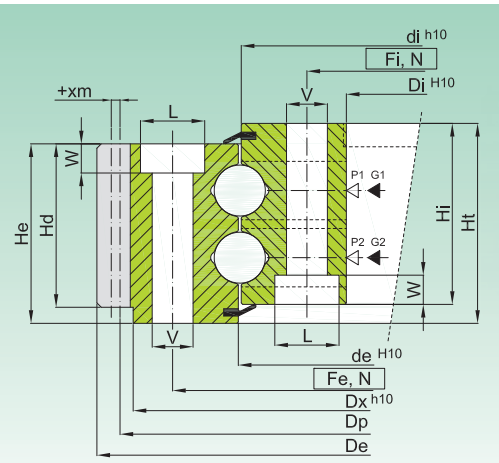



Codice *Code*	Curva *Curve*	Dimensioni *Dimensions*									Fori di fissaggio *Fixing Holes*						Dentatura *Gear data*						Peso *Weight*
		De	de	di	Di	Dx	He	Hi	Ht	Hd	Fe	Fi	N	V	L	W	m	Z	xm	Dp	fz norm	fz max	
		[mm]	[mm]	[mm]	[mm]	[mm]	[mm]	[mm]	[mm]	[mm]	[mm]	[-]		[mm]		[-]	[mm]	[-]	[mm]	[mm]	[kN]	[kN]	[kg]
EB2.35.1249.400-1SPPN	1	1472	1252	1246	1085	1406	134	134	144	115	1350	1150	36	28	41	27	14	102	+9,1	1428	147,8	295,6	640
EB2.30.1391.400-1SPPN	2	1603	1394	1388	1208	-	110	110	120	110	1500	1280	40	29	-	-	10	157	+7,5	1570	101,0	202,0	636
EB2.35.1402.401-1SPPN	3	1604	1405	1399	1208	1570	134	134	144	93	1500	1280	48	31	46	28	10	157	+7	1570	147,8	295,6	710
EB2.25.1391.400-1SPPN	4	1605	1394	1388	1208	1550	116	116	130	96	1494	1280	48	29	41	22	12	130	+12	1560	105,7	211,4	623
EB2.35.1390.400-1SPPN	5	1634	1393	1387	1208	-	138	134	148	138	1500	1280	48	31	46	24	14	113	+14	1582	177,3	354,6	800
EB2.30.1578.400-1SPPN	6	1808	1581	1575	1404	-	110	110	120	110	1680	1476	40	29	-	-	10	178	+5	1780	101,0	202,0	754
EB2.35.1578.400-1SPPN	7	1805	1581	1575	1433	-	140	140	156	140	1671	1485	60	28	41	15	16	109	+16,9	1744	205,6	411,2	810

- Materiale: 42CrMo4 Q+T
- Gioco assiale e radiale riportati sul disegno tecnico
- Possibilità di dentatura temprata (-1RPPN)

- *Material : 42CrMo4 Q+T*
- *Axial/radial clearances are on the technical drawing*
- *Induction gear hardening available on request (-1RPPN)*

▷ *P1, P2 = tappo inserimento sfere / filling plug* ▶ G1, G2 = *n.2+2 ingrassatori / n.2+2 greasers*

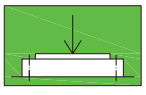

Diagramma di carico statico valido per sforzi compressivi
Static load charts valid for compressive loads

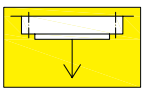

Carico sospeso: occorre verifica specifica della bulloneria
Suspended load: specific bolts calculation required

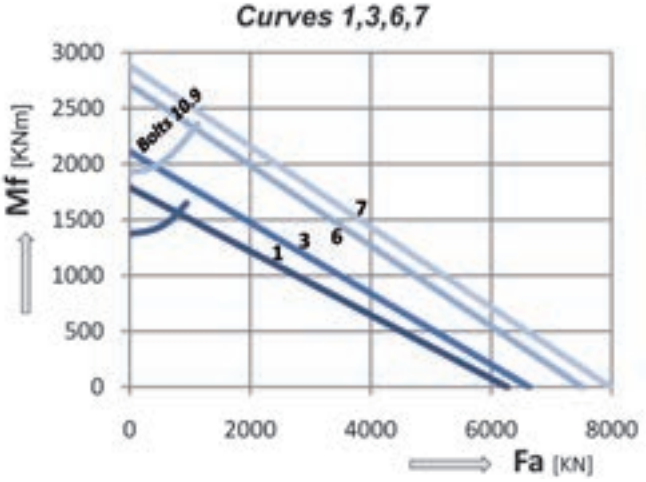

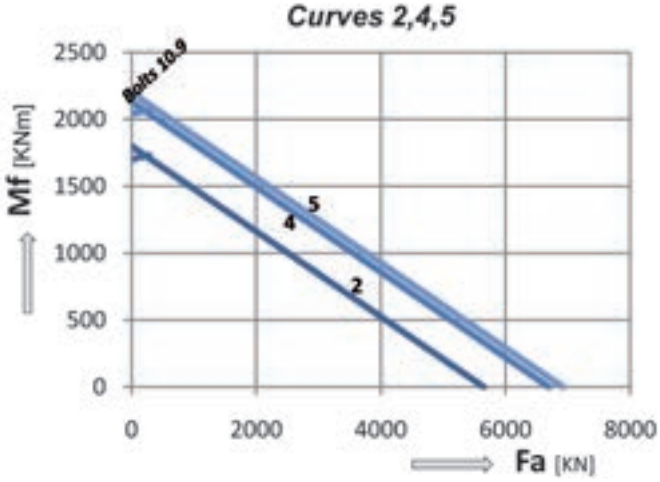

NOTA: controllare se carico radiale presente e consultare parte 2 del catalogo - *NOTE: check if radial load applied and consult part 2 of the catalogue*

INTERNATIONAL BEARING SERVICES

ISB®

Cuscinetti di base a due giri di sfere, dentatura interna

Double row ball bearing, internal toothed



ZB2 SERIES

ZB2

SERIE STANDARD

STANDARD SERIES

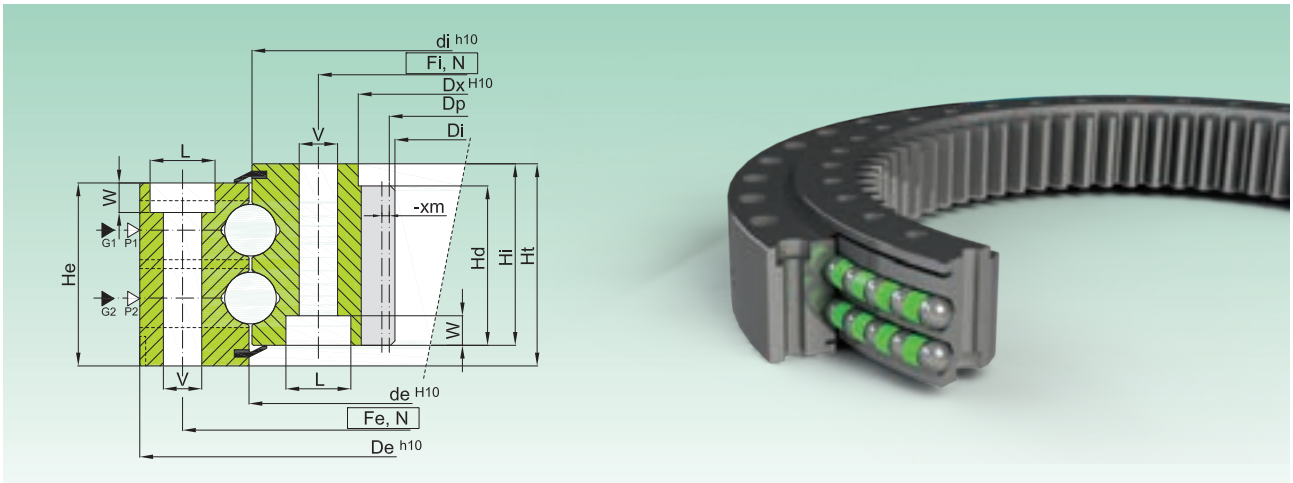

Codice *Code*	Curva *Curve*	Dimensioni *Dimensions*									Fori di fissaggio *Fixing Holes*						Dentatura *Gear data*						Peso *Weight*
		De	de	di	Di	Dx	He	Hi	Ht	Hd	Fe	Fi	N	V	L	W	m	Z	xm	Dp	fz norm	fz max	
		[mm]	[mm]	[mm]	[mm]	[mm]	[mm]	[mm]	[mm]	[mm]	[mm]	[-]		[mm]		[-]	[mm]	[-]	[mm]	[mm]	[kN]	[kN]	[kg]
ZB2.22.0625.400-1RPPN	1	705	627	623	504	547	83	83	92	74	675	575	32	17	25	9	8	65	-	520	49,3	98,6	95
ZB2.22.0763.400-1RPPN	2	850	765	761	641	-	83	83	92	83	820	705	36	17	25	17	8	81	-4	648	64,2	128,4	128
ZB2.20.0897.200-1SPPN	3	973	899	895	786	820	88	88	97	80	944	850	36	17	25	11	8	100	-	800	45,3	90,6	141
ZB2.22.0885.400-1RPPN	4	982	887	883	754	790	88	88	97	80	944	826	36	21	31	14	8	95	-4	760	61,8	123,6	170
ZB2.25.0972.400-1SPPN	5	1074	974	970	820	-	100	96	114	96	1035	910	40	21	-	-	10	84	-	840	76,0	152,0	234
ZB2.22.1088.200-1RPPN	6-a	1172	1090	1085	962	1010	88	88	97	80	1134	1040	36	17	25	11	10	98	-	980	56,7	113,4	193
ZB2.22.1088.201-1RPPN	6-b	1172	1090	1085	962	1010	88	88	97	80	1134	1040	48	17	25	11	10	98	-	980	56,7	113,4	189
ZB2.22.1088.400-1RPPN	6-a	1172	1090	1085	962	1010	88	88	97	80	1134	1040	36	17	25	11	10	97	-5	970	77,3	154,6	193
ZB2.25.1103.200-1SPPN	7	1200	1105	1099	963	1010	96	96	110	88	1160	1040	36	21	31	12	10	98	-	980	62,3	124,6	239

- Materiale: .400:=42CrMo4 Q+T / .200=C45 Q+T
- Gioco assiale e radiale riportati sul disegno tecnico
- Possibilità di dentatura temprata (-1RPPN)

- *Material : .400:=42CrMo4 Q+T / .200=C45 Q+T*
- *Axial/radial clearances are on the technical drawing*
- *Induction gear hardening available on request (-1RPPN)*

▷ *P1, P2 = tappo inserimento sfere / filling plug* ▶ G1, G2 = *n.2+2 ingrassatori / n.2+2 greasers*

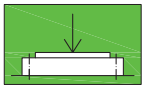

Diagramma di carico statico valido per sforzi compressivi
Static load charts valid for compressive loads

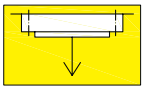

Carico sospeso: occorre verifica specifica della bulloneria
Suspended load: specific bolts calculation required

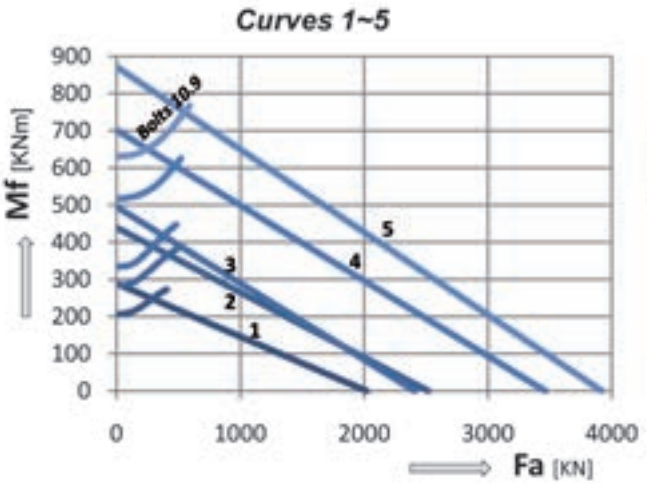

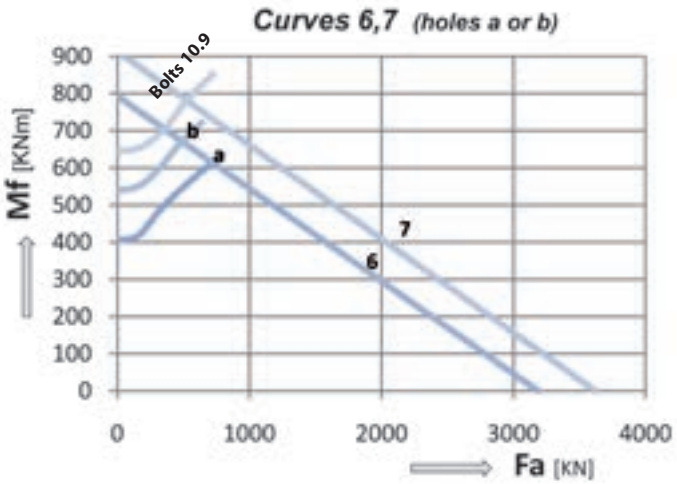

NOTA: controllare se carico radiale presente e consultare parte 2 del catalogo - *NOTE: check if radial load applied and consult part 2 of the catalogue*

ZB2

SERIE STANDARD

STANDARD SERIES

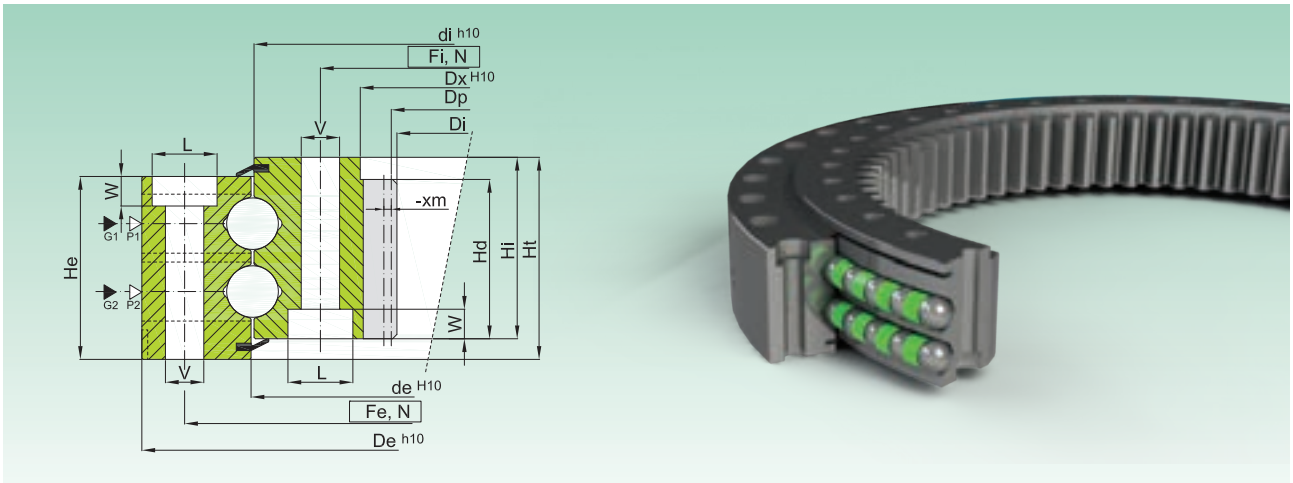

Codice *Code*	Curva *Curve*	Dimensioni *Dimensions*									Fori di fissaggio *Fixing Holes*						Dentatura *Gear data*						Peso *Weight*
		De	de	di	Di	Dx	He	Hi	Ht	Hd	Fe	Fi	N	V	L	W	m	Z	xm	Dp	fz norm	fz max	
		[mm]	[mm]	[mm]	[mm]	[mm]	[mm]	[mm]	[mm]	[mm]	[mm]	[-]		[mm]		[-]	[mm]	[-]	[mm]	[mm]	[kN]	[kN]	[kg]
ZB2.25.1103.400-1SPPN	1-a	1200	1105	1099	963	1010	96	96	110	88	1160	1040	36	21	31	12	10	98	-	980	73,3	146,6	239
ZB2.25.1103.401-1SPPN	1-b	1200	1105	1099	963	1010	96	96	110	88	1160	1040	48	21	31	12	10	98	-	980	73,3	146,6	232
ZB2.30.1143.400-1SPPN	2	1250	1147	1141	998	-	99,5	99,5	110	99,5	1208	1080	36	21	31	12	10	100	-8	1000	91,3	182,6	276
ZB2.28.1222.400-1SPPN	3-a	1345	1225	1219	1061,6	1115	98	98	108	88	1290	1150	40	21	31	16	10	108	-	1080	73,3	146,6	331
ZB2.28.1222.401-1SPPN	3-b	1345	1225	1219	1061,6	1115	98	98	108	88	1290	1150	48	21	31	16	10	108	-	1080	73,3	146,6	326
ZB2.30.1351.400-1SPPN	4-a	1470	1354	1348	1183	1230	98	98	108	90	1425	1270	40	23	34	18	10	120	-	1200	71,2	142,4	371
ZB2.30.1351.401-1SPPN	4 -a	1470	1354	1348	1179	1230	98	98	108	90	1425	1270	40	23	34	18	12	100	-	1200	85,5	171,0	371
ZB2.30.1351.402-1SPPN	4-b	1470	1354	1348	1183	1230	98	98	108	90	1425	1270	48	23	34	18	10	120	-	1200	71,2	142,4	365
ZB2.30.1351.403-1SPPN	4-b	1470	1354	1348	1179	1230	98	98	108	90	1425	1270	48	23	34	18	12	100	-	1200	85,5	171,0	365

- Materiale: 42CrMo4 Q+T
- Gioco assiale e radiale riportati sul disegno tecnico
- Possibilità di dentatura temprata (-1RPPN)

- *Material : 42CrMo4 Q+T*
- *Axial/radial clearances are on the technical drawing*
- *Induction gear hardening available on request (-1RPPN)*

▷ *P1, P2 = tappo inserimento sfere / filling plug* ▶ G1, G2 = *n.2+2 ingrassatori / n.2+2 greasers.*

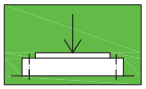

Diagramma di carico statico valido per sforzi compressivi
Static load charts valid for compressive loads

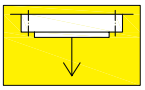

Carico sospeso: occorre verifica specifica della bulloneria
Suspended load: specific bolts calculation required

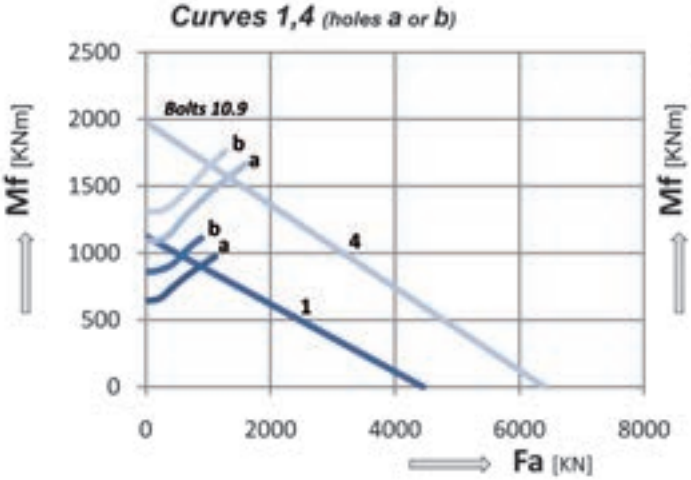

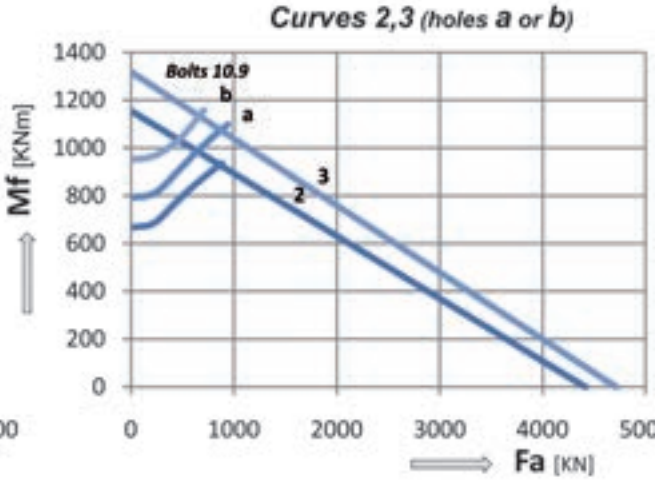

NOTA: controllare se carico radiale presente e consultare parte 2 del catalogo - *NOTE: check if radial load applied and consult part 2 of the catalogue*

ZB2

SERIE STANDARD

STANDARD SERIES

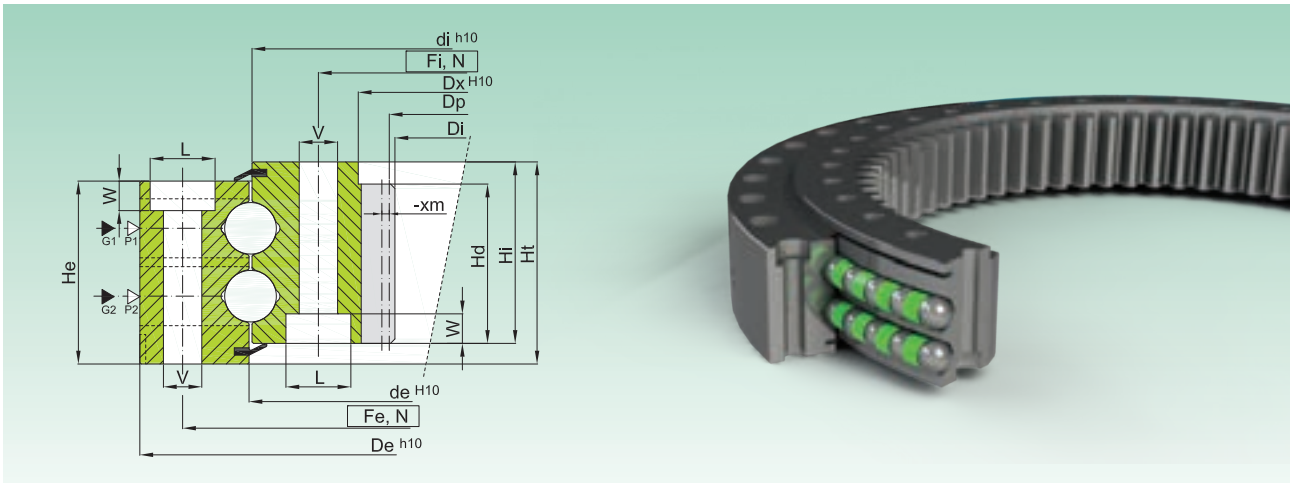

Codice *Code*	Curva *Curve*	Dimensioni *Dimensions*									Fori di fissaggio *Fixing Holes*						Dentatura *Gear data*						Peso *Weight*
		De	de	di	Di	Dx	He	Hi	Ht	Hd	Fe	Fi	N	V	L	W	m	Z	xm	Dp	fz norm	fz max	
		[mm]	[mm]	[mm]	[mm]	[mm]	[mm]	[mm]	[mm]	[mm]	[mm]	[-]		[mm]		[-]	[mm]	[-]	[mm]	[mm]	[kN]	[kN]	[kg]
ZB2.40.1386.400-1SPPN	1	1530	1389	1383	1186	1240	134	134	144	109	1480	1290	48	25	37	23	10	120	-3	1200	100,0	200,0	612
ZB2.40.1386.401-1SPPN	1	1530	1389	1383	1186	1240	134	134	144	119	1480	1290	48	25	37	23	12	100	-	1200	113,0	226,0	627
ZB2.30.1613.200-1SPPN	2	1750	1616	1610	1418,4	1470	110	105	120	98	1705	1525	40	25	37	23	12	120	-	1440	83,3	166,6	572
ZB2.30.1613.400-1SPPN	3	1750	1616	1610	1418,4	1470	110	105	120	98	1705	1525	48	25	37	23	12	120	-	1440	93,1	186,2	564
ZB2.45.1605.400-1SPPN	4	1780	1606	1602	1375	1438	134	134	144	124	1710	1500	48	31	46	28	14	100	-	1400	137,4	274,8	840
ZB2.45.1605.401-1SPPN	4	1780	1606	1602	1375	1382	134	134	144	124	1710	1500	48	31	46	28	12	117	-	1404	117,8	235,6	832
ZB2.35.1935.400-1SPPN	5	2100	1938	1932	1719	1774	134	134	144	120	2035	1835	72	29	-	-	12	145	-	1740	114,0	228,0	965
ZB2.35.2003.400-1SPPN	6	2178	2006	2000	1779	1835	134	134	144	120	2108	1898	72	29	-	-	12	150	-	1800	114,0	228,0	1062

- Materiale: 42CrMo4 Q+T
- Gioco assiale e radiale riportati sul disegno tecnico
- Possibilità di dentatura temprata (-1RPPN)

- *Material : 42CrMo4 Q+T*
- *Axial/radial clearances are on the technical drawing*
- *Induction gear hardening available on request (-1RPPN)*

▷ *P1, P2 = tappo inserimento sfere / filling plug* ▶ G1, G2 = *n.2+2 ingrassatori / n.2+2 greasers.*

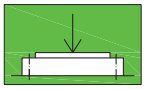

Diagramma di carico statico valido per sforzi compressivi
Static load charts valid for compressive loads

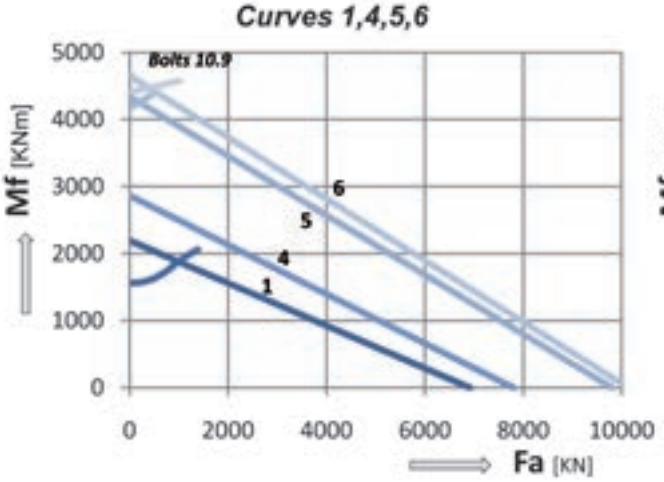

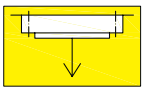

Carico sospeso: occorre verifica specifica della bulloneria
Suspended load: specific bolts calculation required

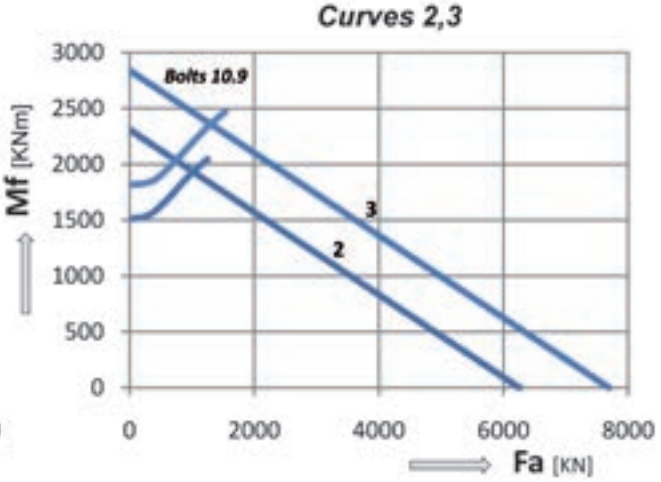

NOTA: controllare se carico radiale presente e consultare parte 2 del catalogo - *NOTE: check if radial load applied and consult part 2 of the catalogue*